


Name of the Company	: KIRLOSKAR ELECTRIC COMPANY LIMITED
Symbol, Series	: KECL, EQ
Name of the Scrip, Class of Security	: KECL, Equity
Quarter ended	: 30TH SEPTEMBER 2013


SHAREHOLDING PATTERN IN COMPLIANCE WITH CLAUSE 35 OF THE LISTING AGREEMENT AS ON 30TH SEPTEMBER 2013

1(a) Statement showing Shareholding Pattern

Partly paid-up shares :-	No of partly paid-up shares	As a % of total no. of partly paid-up shares	As a % of total no. of shares of the Company
Held by promoter/promoter group	NIL	NA	NA
Held by Public	NIL	NA	NA
Total(D)	0	0	0
Outstanding convertible securities :-	No of outstanding securities	As a % of total no. of outstanding convertible securities	As a % of total no. of shares of the company, assuming full conversion of the convertible securities
Held by promoter/promoter group	NIL	NA	NA
Held by Public	NIL	NA	NA
Total(E)	0	0	0
Warrants :-	No of warrants	As a % of total no. of warrants	As a % of total no. of shares of the Company, assuming full conversion of the Company, assuming full
Held by promoter/promoter group	NIL	NA	NA
Held by Public	NIL	NA	NA
Total(F)	0	0	0
Total paid-up capital of the company, assuming full conversion of warrants and convertible securities (A+B+C)+(D+E+F)	50,521,367	0	100.00




Category Code	Category of shareholder	Total Number of shareholders	Total number of shares	Number of shares held in dematerialized form	Total shareholding as a percentage of total number of shares		Shares pledged or otherwise encumbered	
					As a percentage of (A+B)1	(VI)	(VII)	Number of shares
(I)	(II)	(III)	(IV)	(V)	(VI)	(VII)	(VIII)	(IX=(VIII)/(IV)*100
(A)	Shareholding of Promoter and Promoter Group[2]							
(1)	Indian							
(a)	Individuals/ Hindu Undivided Family	14	4,138,148	4,138,148	8.19	8.19	-	-
(b)	Central Government/ State Government(s)	-	-	-	-	-	-	-
(c)	Bodies Corporate	8	20,787,860	20,787,860	41.15	41.15	0	-
(d)	Financial Institutions/ Banks	-	-	-	-	-	-	-
(e)	Any Other (specify)	-	-	-	-	-	-	-
	<b>Sub-Total (A)(1)</b>	<b>22</b>	<b>24926008</b>	<b>24926008</b>	<b>49.34</b>	<b>49.34</b>	<b>0</b>	<b>-</b>
(2)	Foreign							
(a)	Individuals (Non-Resident Individuals/ Foreign Individuals)	-	-	-	-	-	-	-
(b)	Bodies Corporate	-	-	-	-	-	-	-
(c)	Institutions	-	-	-	-	-	-	-
(d)	Qualified Foreign Investor	-	-	-	-	-	-	-
(e)	Any Other (specify)	-	-	-	-	-	-	-
	<b>Sub-Total (A)(2)</b>	<b>0</b>	<b>0</b>	<b>0</b>	<b>0.00</b>	<b>0.00</b>	<b>-</b>	<b>-</b>
	<b>Total Shareholding of Promoter and Promoter Group (A)= (A)(1)+(A)(2)</b>	<b>22</b>	<b>24,926,008</b>	<b>24,926,008</b>	<b>49.34</b>	<b>49.34</b>	<b>-</b>	<b>0.00</b>
(B)	Public shareholding[3]							
(1)	Institutions							
(a)	Mutual Funds/ UTI	1	55,000	55,000	0.11	0.11	-	-
(b)	Financial Institutions/ Banks	21	819,227	708,063	1.62	1.62	-	-





(1) (b) Statement showing holding of securities (including shares, warrants, convertible securities) of persons belonging to the category "Promoter and Promoter Group"

Sr. No.	Name of the shareholder	Details of Shares held		Encumbered shares (*)			Details of warrants		Details of convertible securities		Total shares (including underlying shares assuming full conversion of warrants and convertible securities) as a % of diluted share
		No. of Shares held	As a % of grand total (A)+(B)+(C)	No.	As a percentage (V)=(V)/(III)*100	As a % of grand total (A)+(B)+(C) of sub-clause (i)(a)	Number of warrants held	As a % total number of warrants of the same class	Number of convertible securities held	As a % total number of convertible securities of the same class	
	(ii)										
1.	ABHIMAN TRADING COMPANY PRIVATE LTD	5217063	10.33	0	0.00	0.00	-	-	-	-	-
2.	VJAYJYOTHI INVESTMENTS AND AGENCIES PRIVATE LIMITED	4257682	8.43	0	0.00	0.00	-	-	-	-	-
3.	VJAY RAVINDRA KIRLOSKAR	3913269	7.75	0	0.00	0.00	-	-	-	-	-
4.	VJAY FARMS PRIVATE LIMITED	3540807	7.01	0	0.00	0.00	-	-	-	-	-
5.	VJAYKIRTI INVESTMENTS AND AGENCIES PVT LTD	3064094	6.06	0	0.00	0.00	-	-	-	-	-
6.	SRI VJAYADURGA INVESTMENTS AND AGENCIES PRIVATE LIMITED	1774506	3.51	0	0.00	0.00	-	-	-	-	-
7.	VIMRAJ INVESTMENTS PVT LTD	1605983	3.18	0	0.00	0.00	-	-	-	-	-
8.	KIRLOSKAR POWER EQUIPMENTS LTD	1147225	2.26	0	0.00	0.00	-	-	-	-	-
9.	KIRLOSKAR BATTERIES PVT LIMITED	186500	0.37	0	0.00	0.00	-	-	-	-	-
10.	MEENA V KIRLOSKAR	97164	0.19	0	0.00	0.00	-	-	-	-	-
11.	RUKMINI KIRLOSKAR	44900	0.09	0	0.00	0.00	-	-	-	-	-
12.	JANAKI KIRLOSKAR	42450	0.08	0	0.00	0.00	-	-	-	-	-
13.	A. S Lakshmanan	19934	0.04	0	0.00	0.00	-	-	-	-	-
14.	Indira Prem Menon	11163	0.02	0	0.00	0.00	-	-	-	-	-
15.	Sheran S Lakshmanan	4120	0.01	0	0.00	0.00	-	-	-	-	-
16.	V P MAHENDRA	2238	0.00	0	0.00	0.00	-	-	-	-	-
17.	SAROSH JEHANGIR GHANDY	615	0.00	0	0.00	0.00	-	-	-	-	-
18.	SATYANARAYAN AGARWAL	500	0.00	0	0.00	0.00	-	-	-	-	-
19.	SHAHANEY R J	500	0.00	0	0.00	0.00	-	-	-	-	-
20.	KAMLESH S GANDHI	500	0.00	0	0.00	0.00	-	-	-	-	-
21.	ANIL KUMAR BHANDARI	500	0.00	0	0.00	0.00	-	-	-	-	-
22.	V P MAHENDRA	295	0.00	0	0.00	0.00	-	-	-	-	-
	<b>Total</b>	<b>24926008</b>	<b>49.34</b>	<b>0</b>	<b>0.00</b>	<b>0.00</b>	<b>-</b>	<b>-</b>	<b>-</b>	<b>-</b>	<b>-</b>



(i)(c) (i) Statement showing holding of securities (including shares, warrants, convertible securities) of persons belonging to the category "Public" and holding more than 1% of the total number of shares.

Sr. No.	Name of the shareholder	Number of shares held	Shares as a percentage of total number of shares (i.e., Grand Total (A)+(B)+(C) indicated in Statement at para (i)(a) above)	Details of warrants		Details of convertible securities		Total shares (including underlying shares assuming full conversion of warrants and convertible securities) as a % of diluted share capital
				Number of warrants held	As a % total number of warrants of the same class	Number of convertible securities held	% w.e.t total number of convertible securities of the same	
1.	KECL INVESTMENT TRUST	5154878	10.20	-	-	-	-	-
2.	LIFE INSURANCE CORPORATION OF INDIA	2376571	5.10	-	-	-	-	-
3.	M/S. HAWKER SIDDELEY MANAGEMENT LTD.,	1896044	3.75	-	-	-	-	-
4.	KECL INVESTMENT TRUST	1020000	2.02	-	-	-	-	-
5.	JM FINANCIAL SERVICES LIMITED	993924	1.97	-	-	-	-	-
6.	THE NEW INDIA ASSURANCE COMPANY LIMITED	506412	1.00	-	-	-	-	-
	<b>Total</b>	<b>12147829</b>	<b>24.04</b>	-	-	-	-	-



(i)(c) (ii) Statement showing holding of securities (including shares, warrants, convertible securities) of persons (together with PAC) belonging to the category "Public" and holding more than 5% of the total number of shares of the company

Sr. No.	Name(s) of the shareholder(s) and the Persons Acting in Concert (PAC) with them	Number of shares	Shares as a percentage of total number of shares (i.e., Grand Total (A)+(B)+(C) indicated in Statement at para (i)(a) above)	Details of warrants		Details of convertible securities			Total shares (including underlying shares assuming full conversion of warrants and convertible securities) as a % of diluted share capital
				Number of warrants	As a % total number of warrants of the same class	Number of convertible securities held	% w.e.t total number of convertible securities of the same		
1.	KECL INVESTMENT TRUST	5154878	10.20	-	-	-	-	-	-
2.	LIFE INSURANCE CORPORATION OF INDIA	2576571	5.10	-	-	-	-	-	-
	<b>Total</b>	<b>7731449</b>	<b>15.30</b>	-	-	-	-	-	-



(I)(d) Statement showing details of locked-in shares

Sr. No.	Name of the shareholder	Number of locked-in shares	Locked-in shares as a percentage of total number of shares (i.e., Grand Total (A)+(B)+(C) indicated in Statement at para (I)(a) above)	Promoter / Promoter Group / Public
	NIL	NIL	NIL	NIL

(II)(a) Statement showing details of Depository Receipts (DRs)

Sr. No.	Type of outstanding DR (ADRs, GDRs, SDRs, etc.)	Number of outstanding DRs	Number of shares underlying outstanding DRs	Shares underlying outstanding DRs as a percentage of total number of shares (i.e., Grand Total (A)+(B)+(C) indicated in Statement at para (I)(a) above)
	NIL	NIL	NIL	NIL

(II)(b) Statement showing Holding of Depository Receipts (DRs), where underlying shares held by 'promoter / promoter group' are in excess of 1% of the total number of shares

Sr. No.	Name of the DR Holder	Type of outstanding DR (ADRs, GDRs, SDRs, etc.)	Number of shares underlying outstanding DRs	Shares underlying outstanding DRs as a percentage of total number of shares (i.e., Grand Total (A)+(B)+(C) indicated in Statement at para (I)(a) above)
	NIL	NIL	NIL	NIL

